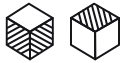



## PET Acoustic Wall Panels








EcoScapes panels are made from PET, an environmentally-friendly acoustic treatment material that doesn't compromise on sound absorption performance. EcoScape PET panels can be tacked, screwed or bolted directly onto a wall, depending on the material. And panels can be easily cut to size, creating a panel that addresses both sound absorption and design needs.

Environmentally-friendly EcoScape panels contain no formaldehyde, VOCs, glues or binders. They are also odourless, non-allergenic, and safe to handle without protective equipment. The high-density panels are impact resistant, inert and durable, meaning they should stand up to years of use without noticeable wear or discolouration.



### Range

	1x2	2x2	2x4	4x4	4x8
					
<b>Dimensions</b>	11.8 x 23.6" (300 x 600mm)	23.6 x 23.6" (300 x 600mm)	23.6 x 47.2" (600 x 1,200mm)	47.2 x 47.2" (1,200 x 1,200mm)	47.2 x 96.1" (1,200 x 2,400mm)
<b>Thickness</b>	1" (24mm)	1" (24mm)	1" (24mm)	1" (24mm)	1" (24mm)
<b>Edge</b>	Beveled	Beveled	Beveled	Beveled	Square
<b>Finish Options</b>	20, 21, 22, 23, 24, 25, 26, 27, 28				

### Construction

Materials: Heat-bonded PET fibres

Density: 11lb/ft<sup>3</sup> (176.20kg/m<sup>3</sup>)

Recyclable: Panel constructed with up to 50% post-consumer PET. 100% recyclable. Off-cuts and manufacturing waste are recycled where possible.

No VOCs, No binders, No Formaldehyde. Odourless, Non-allergenic and Non-irritant. Does not shed. Safe to handle without protective equipment.

### Available Options

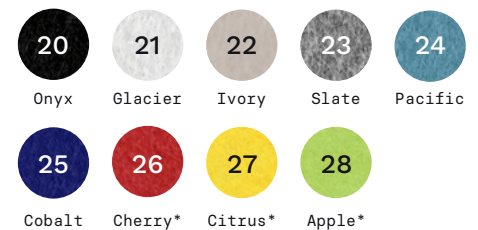
#### Edge Types



#### Thicknesses

1" (24mm) Thick only

### Available Finishes



\*Custom orders only

## Testing

### Sound Absorption

ASTM C423

A-Mount – NRC: 0.75

Panel is mounted directly to wall

D20-Mount – NRC: 0.85

Panel is mounted on ¾" thick furring strips, spaced 12" apart. Cavities left empty.

### Fire Safety

ASTM E84 - Class A

EN13501-1 - Class B

## Accolades



## Installation and Maintenance

**Suggested tools:** Utility Knife, Circular Saw/Band Saw, Straight Edge Guide, Measuring Tape

### Method

#### Mounting to Wall:

Construction adhesive (permanent) or silicone adhesive (semi-permanent) are recommended.

Mounting onto furring strips will improve sound absorption.

#### Suspending from Ceiling:

Panels can also be suspended from a ceiling as clouds or baffles, using our range of dedicated hardware (*sold separately*).

PET panels can be cut to size with a utility knife or circular/band saw, to fit tight spaces or to further customize your project.

### Maintenance

EcoScapes panels are easy to clean and take care of. PET should not shed or break down over time. Surface dirt and dust can be removed with a duster or vacuum cleaner without damaging the panel, while carpet or upholstery shampoo should remove most stains.

## Warranty

Primacoustic acoustic products are guaranteed to be free of manufacturing defects for a period of 3 years after purchase. Please visit [www.primacoustic.com/service-warranty](http://www.primacoustic.com/service-warranty) for more information.



BIM data available at [www.primacoustic.com/bim-library](http://www.primacoustic.com/bim-library)