

STRATOTILE

StratoTile ceiling panels offer the same absorption characteristics of Broadway panels in standard drop ceiling tile sizes and finishes. Ideal for use in boardrooms, offices, schools and commercial spaces, StratoTiles are a perfect choice when standard wall mounted absorption panels may not be an option.

Constructed from 6lb per cubic foot rigid glass wool, StratoTiles are fully encapsulated with a micromesh then covered in a bright white glass wool facing to blend with typical drop-ceiling applications. StratoTiles have been tested to meet stringent Class-1 fire ratings, making them suitable for use in all residential and commercial spaces. Panels are available in two standard drop-in ceiling tile sizes, in both trim and reveal edge treatments for 15/16" (24mm) ceiling grids.



SPECIFICATIONS:

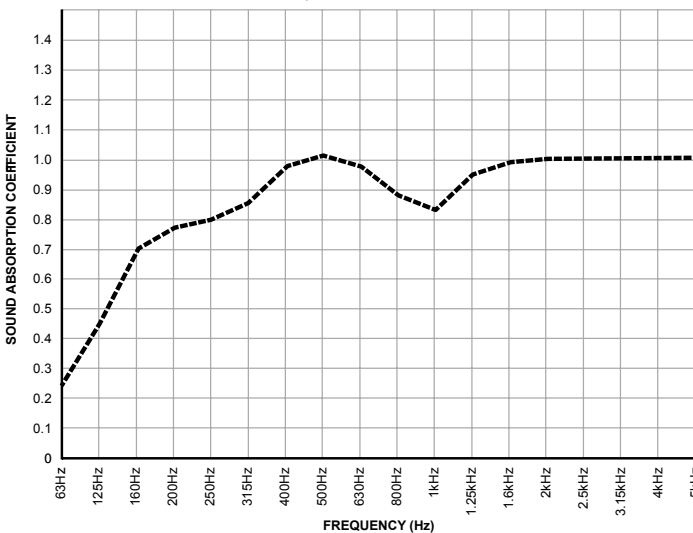
CORE MATERIAL	Formed, semi-rigid inorganic glass fibres
FACING	Glass wool tissue micromesh sealed with water based latex paint
BACKING	Foil
COLOR	Absolute White™, Black
GRID SPACING	15/16", T24 (24mm grid)
GRID SIZES	2' x 2' (610mm x 610mm) and 4' x 2' (1220mm x 610mm)
NOISE REDUCTION COEFFICIENT	0.95
LIGHT REFLECTANCE	0.84
RECYCLED CONTENT	Up to 51%
LEED ELIGIBLE	Yes

ABSORPTION CHARACTERISTICS:*

Sound absorption coefficient data

PANEL DEPTH	125Hz	250Hz	500Hz	1kHz	2kHz	4kHz	NRC
3/4" (19mm) Depth	0.45	0.80	1.00	0.90	1.00	1.00	1.00

* Testing performed by Muller - BBM. The test method conform explicitly with the requirements of the ISO 354 measurement of sound absorption in a reverberation room and ISO 11654.



FIRE & BURN PERFORMANCE:

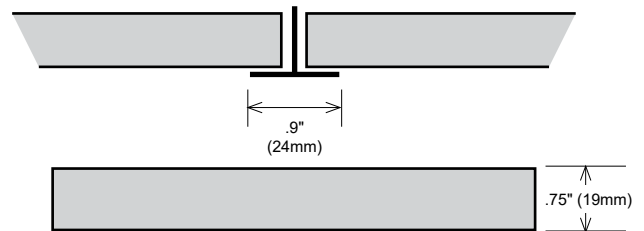
TEST	CLASS	FLAME SPREAD	SMOKE DENSITY
ASTM E 84-05**	1 OR A	5 FSI	15 SD
CAN/UL-S102	1 OR A	2 FSC1	10 SD
BS 476 Parts 6 & 7	B		

**Standard test methods for surface burning characteristics of building materials is used to measure and describe the response of materials, products, or assemblies to heat and flame under controlled conditions, but does not by itself incorporate all factors required for fire-hazard or fire-risk assessment of the materials, products, or assemblies under actual fire condition.

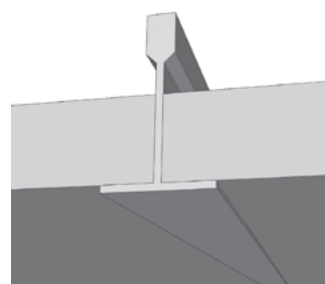
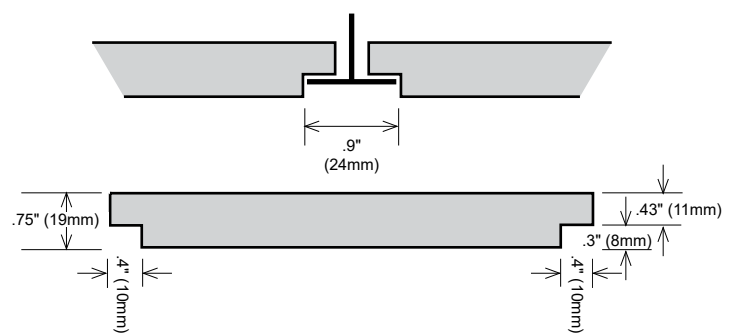
DIMENSIONS:

ORDER NO.	COLOR	SIZE	WEIGHT	DEPTH	EDGE	BOX QTY.
P210-2424-00	White	23.75" x 23.75" (603mm x 603mm)	1.9 lbs (0.9 kg)	0.75" (19mm)	Trim	12
P211-2424-00	White				Reveal	12
P205-2424-00	Black				Trim	12
P210-2448-00	White	47.75" x 23.75" (1213mm x 603mm)	3.8 lbs (1.8 kg)	0.75" (19mm)	Trim	6
P205-2448-00	Black				Trim	6

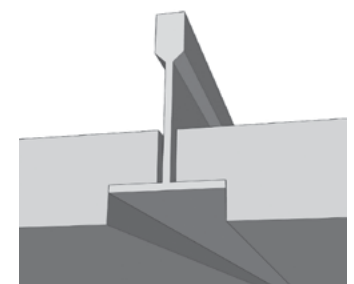
Trim edge treatment.



Reveal edge treatment.



Trim edge treatment.



Reveal edge treatment.